




RATES AND TARIFFS FROM 1 JULY 2020

THANK YOU FOR PAYING YOUR MUNICIPAL ACCOUNT!



The City of Cape Town has the lowest average increases of metros in South Africa (to date).

The City doesn't budget for a profit from rates and tariff income. It is used to fund service delivery.

Approximately 70% of the monthly costs required for basic services come from rates and tariffs.

R3,3 billion is available for rates and tariff relief.



HOW DOES IT WORK?

The City's tariffs, like some other metros, have a usage and a fixed part and it forms the total tariff. This is to reduce income fluctuations as it costs mainly the same to provide water, electricity or sanitation whether one uses less or more.

AVERAGE TARIFF AND RATES INCREASE:


RATES: 4%

ELECTRICITY: 4,8%

WATER AND SANITATION: 4,5%

REFUSE REMOVAL: 3,5%

WATER LEVEL 1 DOMESTIC USAGE TARIFFS



- 💧 0 - 6 kl = R15,58 per kl (1 000 litres) - R0,67 increase per 1kl
- 💧 6 - 10,5 kl = R22,17 per kl (1 000 litres) - R0,96 increase per 1kl
- 💧 10,5 - 35 kl = R31,47 per kl (1 000 litres) - R1,35 increase per 1kl
- 💧 MORE THAN 35 kl = R69,09 per kl (1 000 litres) - R2,97 increase per 1kl

(These prices exclude VAT)

Registered indigent households do not pay for water - some 40% of households in Cape Town get water free of charge

SANITATION LEVEL 1 DOMESTIC USAGE TARIFFS

SAFE REMOVAL OF WASTE WATER FROM YOUR PROPERTY



- 0 - 4,2 kl = R13,69 per kl (1 000 litres) - R0,59 increase per 1kl
- 4,2 - 7,35 kl = R19,84 per kl (1 000 litres) - R0,84 increase per 1kl
- 7,35 - 24,5 kl = R29,15 per kl (1 000 litres) - R1,26 increase per 1kl
- 24,5 - 35 kl = R52,45 per kl (1 000 litres) - R2,26 increase per 1kl

(These prices exclude VAT)



FIXED CHARGE FOR WATER


PART OF THE TOTAL WATER TARIFF
15 MM CONNECTION (MOST COMMON):
R58,52 (excl. VAT)

REGISTERED INDIGENT HOUSEHOLDS DO NOT
PAY THE FIXED BASIC CHARGE


REFUSE TARIFFS

REFUSE CHARGE FOR A **240l** BIN WEEKLY REMOVAL:

- Increase by R6,35 to R132,61 (excluding VAT)



ELECTRICITY



LIFELINE CUSTOMERS

0-350kWh = R1,2589 per kWh - **6c increase** per kWh

350,1+ kWh = R2,5383 per kWh - **12c increase** per kWh



DOMESTIC CUSTOMERS

0-600kWh = R2,0875 per kWh - **10c increase** per kWh

600,1+ kWh = R2,5383 per kWh - **12c increase** per kWh



HOME USER CONSUMERS - CREDIT AND PREPAID

Service Charge increase to R148,88 per month

(part of the overall tariff, but remember there is a lower usage cost)

0-600kWh = R1,8393 per kWh - **9c increase** per kWh

600,1+ kWh = R2,5383 per kWh - **12c increase** per kWh

(These prices exclude VAT)

Approximately 65% of the tariff cost is for buying bulk electricity from Eskom.
Some 27% of households supplied by the City get free basic electricity.

RATES

**3,96% AVERAGE INCREASE
USED FOR SERVICES AND PROJECTS WE ALL SHARE SUCH AS TRAFFIC LIGHTS,
STREETLIGHTS, FIRE SERVICES, CLINICS AND
COMMUNITY FACILITIES ACROSS THE METRO**

